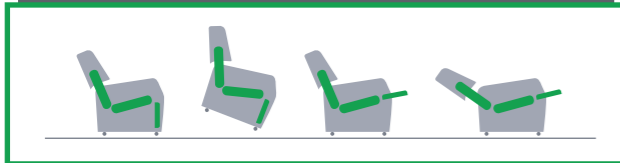


# Mechanism Types

Dual Static Seat - 2402 / 2405(LP)



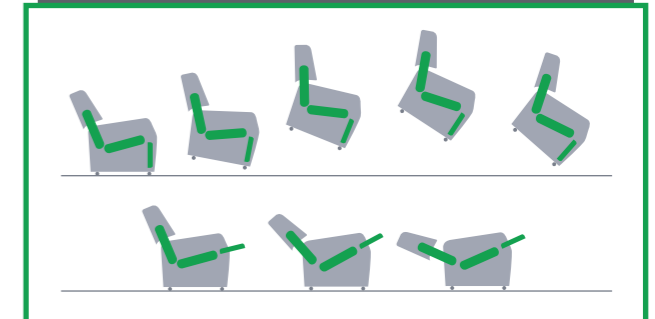
Manual 2way TIS




Recline Only Single - 1213




35st Dual - 2419 HD



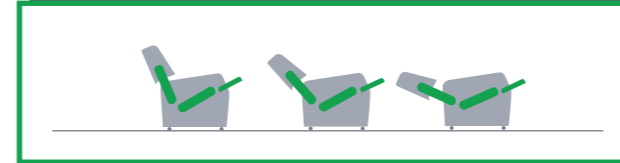
Lift Only - 2002



Single Motor 3Way - 2301



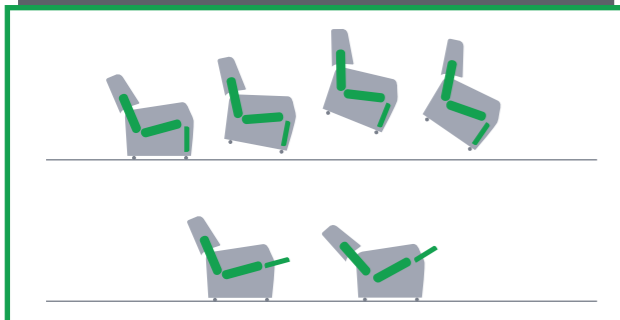
Recline Only Dual - 1411 / 1413




40st Dual DDFR - 2420



Single Motor TIS - 2210 / 2208 / 2207



35st Single TIS - 2207 HD



Dual TIS - 2419 / 2421 / 2418



50st Dual - 2410



Manual 3way



Wall Hugger



Single Motor 3Way - 2303



70st Dual - 2412

