


Manor Collection





Mastering the art of crafting the perfect seating experience.

Contents

Who We Are	4
Manor Collection	
Stourhead	6
Montacute	10
Belton	14
Hanbury	18
Arbury	22
Petworth	26
Longleat	30
Made-to-Order	34
Made-to-Measure	35
Need VAL Technology?	36
Why Tilt-in-Space?	37
Complimentary Seating	38
Enhance Your Comfort	40
Fabrics	42
Warranty	43

Seminar Motion Furniture - Manufactured by Recliners

Our Partnership

At Recliners, we take immense pride in being a leading specialist in seating solutions, based in the heart of the South Wales Valleys. Since our founding in 2001, we have spent over two decades refining our craft, creating high-quality seating that combines comfort, durability, and style. In 2024, Recliners joined forces with Seminar Components, the UK's leading manufacturer of specialist seating mechanisms, marking a new chapter in our journey. Both businesses share a deep-rooted commitment to quality, innovation, and craftsmanship — values that have positioned us at the forefront of the industry. As two family-run businesses, this partnership represents a fusion of expertise, securing a lasting legacy for future generations while continuing to drive innovation in seating solutions.

Seminar Motion Furniture

With this strong foundation, we have created Seminar Motion Furniture — a premium brand within Recliners, designed to elevate comfort and performance.

Why Seminar Motion Furniture?

The Seminar name is already recognised across the industry for its UK-made mechanisms, trusted by manufacturers for their engineering excellence. Seminar Motion Furniture builds upon this reputation, ensuring that every chair reflects:

- Premium materials and upholstery
- Enhanced comfort through upgraded mechanisms
- Refined aesthetics tailored for modern interiors
- A 5-year warranty for lasting peace of mind

This brand embodies our shared vision:
To manufacture seating solutions that set new standards of craftsmanship and reliability.

With Seminar Motion Furniture, manufactured by Recliners, we unite decades of expertise to deliver a new level of innovation, ensuring a legacy of excellence for years to come.



“Founded in 2001 with a dedicated team of experienced professionals”





MANOR COLLECTION

Stourhead

The Stourhead offers smooth, supportive motion through its Single (1) Motor Tilt-in-Space mechanism, helping to maintain consistent hip-to-back angle throughout recline. Designed for comfort and ease of use, it promotes relaxation.

Pleated Scroll Arm

The Stourhead features elegantly hand-pleated scroll arms, delivering a beautifully finished touch that embodies true traditional style.

Supportive Foam Seating

Comfort delivered through expertly engineered kinked springs and premium Reflex Foam, designed to elevate and support the seating experience.

3 Tier-Drop Back

The Stourhead comes complete with a 3 Tier-Drop Back offering enhanced postural support and adaptable comfort.



3 Tier-Drop Back

The Stourhead includes complimentary Head & Arm covers.

Size Matrix

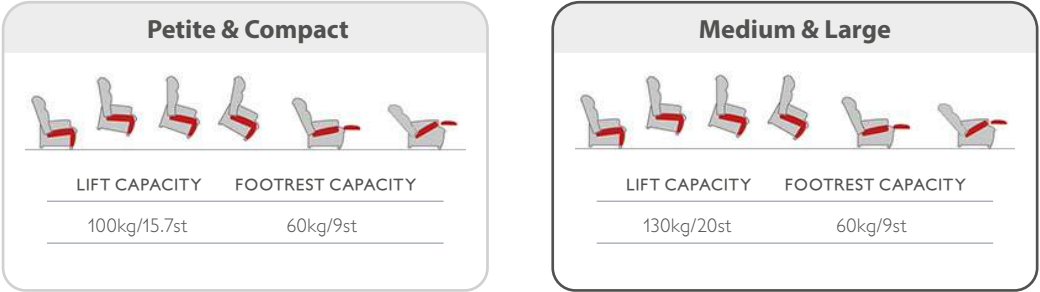


Complimentary Seating
Options Available

PRODUCT SIZE	SH	SW	SD	BH	AH
Petite	17	18	18	28	7
Compact	17	20	18	28	7
Medium	19	20	20	30	8
Large	21	22	21	32	8



Tilt-in-Space Single (1) Motor Lift & Recline Mechanism



This robust Tilt-in-Space (TIS) single motor mechanism delivers comfort and postural support with simplified operation. The single motor smoothly lifts and reclines the chair in a synchronised motion, maintaining a consistent seat-to-back angle throughout movement. The TIS function tilts the entire seating system while keeping the hips, knees, and ankles aligned, helping to reduce pressure build-up and encouraging a more natural, supported posture. Ideal for users seeking dependable comfort with intuitive controls, this mechanism offers a reliable solution for those who spend long periods seated.

Fabric Options





MANOR COLLECTION

Montacute

The Montacute combines Dual (2) Motor control with Tilt-in-Space functionality, offering independent adjustment of backrest and legrest for tailored positioning. This flexibility supports comfort and relaxation.

Pleated Scroll Arm

The Montacute features elegantly hand-pleated scroll arms, delivering a beautifully finished touch that embodies true traditional style.

Supportive Foam Seating

Comfort delivered through expertly engineered kinked springs and premium Reflex Foam, designed to elevate and support the seating experience.

3 Tier-Drop Back

The Montacute comes complete with a 3 Tier-Drop Back offering enhanced postural support and adaptable comfort.



3 Tier-Drop Back

The Montacute includes complimentary Head & Arm covers.

Size Matrix

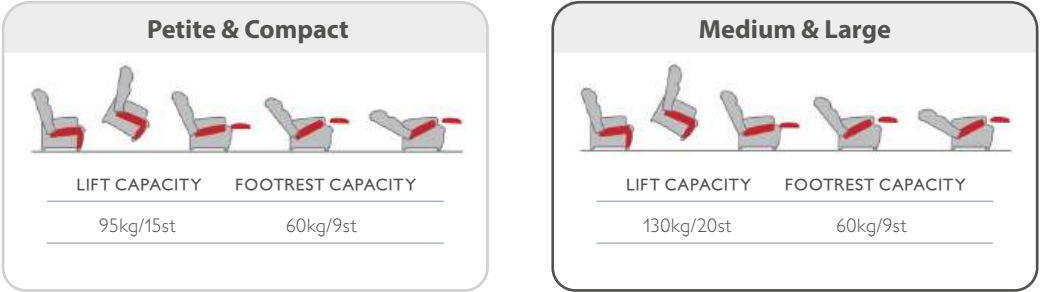


Complimentary Seating
Options Available

PRODUCT SIZE	SH	SW	SD	BH	AH
Petite	17	18	18	28	7
Compact	17	20	18	28	7
Medium	19	20	20	30	8
Large	21	22	21	32	8



Tilt-in-Space Dual (2) Motor Lift & Recline Mechanism



This Tilt-in-Space (TIS) lift and recline mechanism is designed for maximum comfort and support. It features a dual motor system that allows independent movement of the backrest and footrest, enabling you to recline without altering your preferred seat angle. The TIS function helps maintain the body's natural posture by tilting the entire seat while keeping the hip, knee, and ankle position fixed. This reduces pressure points and enhances overall comfort, making it ideal for individuals who spend extended periods seated.

Fabric Options



Fabric Shown: Pecorino Alpine



MANOR COLLECTION

Belton

The Belton features Dual (2) Motor Tilt-in-Space functionality enable separate backrest and legrest adjustments for tailored comfort. Paired with a supportive lateral back, it offers both flexibility and reliable postural alignment.

Pleated Scroll Arm

The Belton features elegantly hand-pleated scroll arms, delivering a beautifully finished touch that embodies true traditional style.

Supportive Foam Seating

Comfort delivered through expertly engineered kinked springs and premium Reflex Foam, designed to elevate and support the seating experience.

Fibre Lateral Back

The Belton comes complete with a fibre filled Lateral Back, providing extra side support to the lower back, helping users stay centred and stable.



Fibre Lateral Back

The Belton includes complimentary Head & Arm covers.

Size Matrix




Complimentary Seating
Options Available

PRODUCT SIZE	SH	SW	SD	BH	AH
Petite	17	18	18	28	7
Compact	17	20	18	28	7
Medium	19	20	20	30	8
Large	21	22	21	32	8



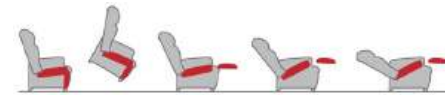
Tilt-in-Space Dual (2) Motor Lift & Recline Mechanism

Petite & Compact



LIFT CAPACITY	FOOTREST CAPACITY
95kg/15st	60kg/9st

Medium & Large



LIFT CAPACITY	FOOTREST CAPACITY
130kg/20st	60kg/9st

This Tilt-in-Space (TIS) lift and recline mechanism is designed for maximum comfort and support. It features a dual motor system that allows independent movement of the backrest and footrest, enabling you to recline without altering your preferred seat angle. The TIS function helps maintain the body's natural posture by tilting the entire seat while keeping the hip, knee, and ankle position fixed. This reduces pressure points and enhances overall comfort, making it ideal for individuals who spend extended periods seated.

Fabric Options



Fabric Shown: Pecorino Mink



MANOR COLLECTION

Hanbury

The Hanbury offers independent Dual (2) Motor rise and recline control, allowing precise adjustment of the backrest and legrest. Designed to support independence and ease of movement, it combines smooth functionality with dependable everyday comfort.

Contemporary Arm

The Contemporary arm provides a superior comfort alternative to the scroll arm, featuring a supportive flat surface to assist sit-to-stand transitions.

Supportive Foam Seating

Comfort delivered through expertly engineered kinked springs and premium Reflex Foam, designed to elevate and support the seating experience.

3 Tier-Drop Back

The Hanbury comes complete with a 3 Tier-Drop Back offering enhanced postural support and adaptable comfort.



3 Tier-Drop Back

The Hanbury includes complimentary Head & Arm covers.

Size Matrix




Complimentary Seating
Options Available

PRODUCT SIZE	SH	SW	SD	BH	AH
Small	18	18	18	28	7
Medium	19	20	20	30	8
Large	21	22	21	32	8



Dual (2) Motor Static Seat Riser Mechanism

Small, Medium & Large



LIFT CAPACITY	FOOTREST CAPACITY
130kg/20st	60kg/9st

This Dual (2) Motor Static Seat Riser mechanism is designed to deliver personalised comfort, control, and everyday support. Independent motors allow the backrest and legrest to be adjusted separately, enabling users to find their ideal position whether sitting upright, reclining, or elevating the legs to aid circulation. The static seat base ensures a stable and secure seating position, while the smooth rise function assists with safe and confident standing. This makes it an excellent choice for users seeking comfort, independence, and reliable support throughout the day.

Fabric Options





MANOR COLLECTION

Arbury

The Arbury offers independent Dual (2) Motor rise and recline control, allowing precise adjustment of the backrest and legrest. Designed to support independence and ease of movement, it combines smooth functionality with dependable everyday comfort.

Contemporary Arm

The Contemporary arm provides a superior comfort alternative to the scroll arm, featuring a supportive flat surface to assist sit-to-stand transitions.

Supportive Foam Seating

Comfort delivered through expertly engineered kinked springs and premium Reflex Foam, designed to elevate and support the seating experience.

Fibre Lateral Back

The Arbury comes complete with a fibre filled Lateral Back, providing extra side support to the lower back, helping users stay centred and stable.



Fibre Lateral Back

The Arbury includes complimentary Head & Arm covers.

Size Matrix




Complimentary Seating
Options Available

PRODUCT SIZE	SH	SW	SD	BH	AH
Small	18	18	18	28	7
Medium	19	20	20	30	8
Large	21	22	21	32	8



Dual (2) Motor Static Seat Riser Mechanism

Small, Medium & Large



LIFT CAPACITY	FOOTREST CAPACITY
130kg/20st	60kg/9st

This Dual (2) Motor Static Seat Riser mechanism is designed to deliver personalised comfort, control, and everyday support. Independent motors allow the backrest and legrest to be adjusted separately, enabling users to find their ideal position whether sitting upright, reclining, or elevating the legs to aid circulation. The static seat base ensures a stable and secure seating position, while the smooth rise function assists with safe and confident standing. This makes it an excellent choice for users seeking comfort, independence, and reliable support throughout the day.

Fabric Options



Fabric Shown: Glow Light Grey



MANOR COLLECTION

Petworth

The Petworth Tilt-in-Space Quad (4) Motor Recliner defines luxury: dual independent recline with integrated powered headrest and lumbar, paired with a 3 Tier-Drop Back ensures bespoke head-to-foot support.

Pleated Scroll Arm

The Petworth features elegantly hand-pleated scroll arms, delivering a beautifully finished touch that embodies true traditional style.

Supportive Foam Seating

Comfort delivered through expertly engineered kinked springs and premium Reflex Foam, designed to elevate and support the seating experience.

3 Tier-Drop Back

The Petworth comes complete with a 3 Tier-Drop Back offering enhanced postural support and adaptable comfort.



3 Tier-Drop Back

The Petworth includes complimentary Head & Arm covers.

Size Matrix



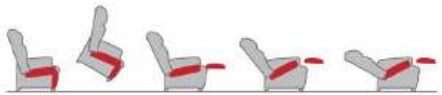
Complimentary Seating
Options Available

PRODUCT SIZE	SH	SW	SD	BH	AH
Small	18	19	18	28	7
Medium	19	21	20	30	8
Large	21	23	21	32	8



Tilt-in-Space Quad (4) Motor Lift & Recline Mechanism

Small, Medium & Large



LIFT CAPACITY	FOOTREST CAPACITY
130kg/20st	60kg/9st

This Quad (4) Motor Tilt-in-Space (TIS) mechanism is engineered for superior comfort, support, and adjustability. Featuring independent control of the backrest, footrest, headrest, and lumbar support, it offers fully customisable seating to suit individual needs. The Tilt-in-Space function maintains natural body alignment by tilting the entire seat while keeping the hips, knees, and ankles in a fixed position. Minimising pressure and promoting posture. This mechanism provides infinite seating positions for users who demand both precision and long-term comfort.

Fabric Options



Fabric Shown: Chester Grey Blue



MANOR COLLECTION

Longleat

The Longleat Tilt-in-Space Quad (4) Motor Recliner defines luxury: dual independent recline with integrated powered headrest and lumbar, paired with a Lateral Back ensures bespoke head-to-foot support.

Pleated Scroll Arm

The Longleat features elegantly hand-pleated scroll arms, delivering a beautifully finished touch that embodies true traditional style.

Supportive Foam Seating

Comfort delivered through expertly engineered kinked springs and premium Reflex Foam, designed to elevate and support the seating experience.

Fibre Lateral Back

The Longleat comes complete with a fibre filled Lateral Back, providing extra side support to the lower back, helping users stay centred and stable.



Fibre Lateral Back

The Longleat includes complimentary Head & Arm covers.

Size Matrix



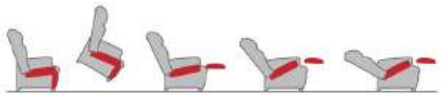
Complimentary Seating
Options Available

PRODUCT SIZE	SH	SW	SD	BH	AH
Small	18	19	18	28	7
Medium	19	21	20	30	8
Large	21	23	21	32	8



Tilt-in-Space Quad (4) Motor Lift & Recline Mechanism

Small, Medium & Large



LIFT CAPACITY	FOOTREST CAPACITY
130kg/20st	60kg/9st

This Quad (4) Motor Tilt-in-Space (TIS) mechanism is engineered for superior comfort, support, and adjustability. Featuring independent control of the backrest, footrest, headrest, and lumbar support, it offers fully customisable seating to suit individual needs. The Tilt-in-Space function maintains natural body alignment by tilting the entire seat while keeping the hips, knees, and ankles in a fixed position. Minimising pressure and promoting posture. This mechanism provides infinite seating positions for users who demand both precision and long-term comfort.

Fabric Options



Fabric Shown: Chester Jute

Made-to-Order



FEATURE CUSTOMISATION

Which Features Can Be Customised?

Our Made-to-Order Manor Collection chairs are built using the standard Size Matrix measurements but allow for limited customisation to better suit your personal preferences and comfort needs.



- ✓ **Fabric Design** Select a fabric and colour that complements your home décor.
- ✓ **Back Cushions** Adjust for extra comfort, improved postural support, or simply to match your style.
- ✓ **Control Position** Choose a left-handed control operation if conveniently preferred.
- ✓ **Glides / Castors** Select glides for stability or castors for easier movement.
- ✓ **Seat Firmness** Choose from a softer or firmer base to suit your seating preference.
- ✗ **Sizing** Sizing modification is NOT available on Made-to-Order.

Made-to-Measure



PERSONALISED SIZE CUSTOMISATION

Which Dimensions Can Be Customised?

Our Made-to-Measure Manor Collection chairs can be customised to your specific requirements. This includes key dimensions such as Seat Height, Seat Width, Seat Depth, Back Height & Arm height.



- ✓ **Sizing** Please speak to your seating specialist to be fully assessed.
- ✓ **Fabric Design** Select a fabric and colour that complements your home décor.
- ✓ **Back Cushions** Adjust for extra comfort, improved postural support, or simply to match your style.
- ✓ **Control Position** Choose a left-handed control operation if conveniently preferred.
- ✓ **Glides / Castors** Select glides for stability or castors for easier movement.
- ✓ **Seat Firmness** Choose from a softer or firmer base to suit your seating preference.

Need A Variable Angled Lift (VAL)?

A range of VAL options can be found within our Coastal Collection

Variable Angled Lift (VAL Lift)

Our Coastal Collection features a Variable Angled Lift (VAL Lift), designed to provide a customisable lift angle to suit your sit to stand preferences. The seat tilt is standard at 30 degrees but can be adjusted to 20 or 10 degrees, offering an almost vertical lift for maximum ease of use. [Pick up a Coastal Collection brochure for more details.](#)



10 Degree

20 Degree

30 Degree

Stability & Safety

The adjustable lift provides flexibility in setting the finish rise position while prioritising safety. Its easy-to-use pin system lets you independently adjust the angle as needed.

Who Can Benefit?

This feature can be beneficial for wheelchair users, individuals who suffer from vertigo, or those requiring additional support from hoists and standing aids.

Superior Support & Comfort

Why Tilt-in-Space?

Our Tilt-in-Space movement provides exceptional postural support, helping users stay comfortable and independent. The unique Tilt-in-Space function keeps the head, back, and body fully supported at all times, evenly distributing pressure to help reduce the risk of sores and discomfort.

With effortless adjustment at the touch of a button, Tilt-in-Space naturally shifts weight to enhance circulation, prevent pressure buildup, and improve blood flow. Tilt-in-Space also promotes better spinal alignment, reducing strain on muscles and joints, which may help prevent long-term musculoskeletal issues.

For those with limited mobility, Tilt-in-Space furniture makes it easier to find a comfortable and supportive position, minimising the effort needed to adjust posture. The improved positioning also supports better breathing, keeping the chest open and allowing the lungs to expand more fully.

15 Stone Weight Capacity

LIFT CAPACITY	FOOTREST CAPACITY
95kg/15st	60kg/9st

15.7 Stone Weight Capacity

LIFT CAPACITY	FOOTREST CAPACITY
100kg/15.7st	60kg/9st

20 Stone Weight Capacity

LIFT CAPACITY	FOOTREST CAPACITY
130kg/20st	60kg/9st

Designed for Independence

Tilt-in-Space movement allows users to adjust their position easily, giving them greater control over their comfort & mobility.

Who Can Benefit?

Ideal for individuals with mobility issues, postural challenges, or those at risk of pressure sores.

Complimentary Seating

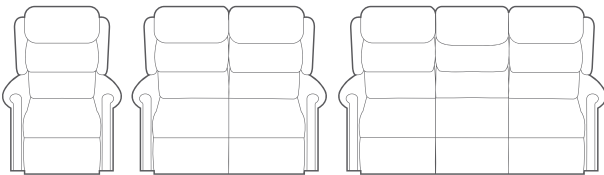


COMPLIMENTARY OPTIONS

Elevate Your Space

For the complete room aesthetic, our range of complementary static and recliner sofas are tailored to perfectly match our chair range. Available in a wide offering of customisable fabrics, our sofas are crafted to integrate seamlessly with your chosen selection and existing décor.

Designed with both comfort and durability in mind, our sofas feature premium springs and reflex foam, ensuring reliable support and a refined look that enhances any space.



STATIC	SH	SW	SD	BH	AH
Static Chair	19	20	20	28	7
2 Seater Static	19	40	20	28	7
3 Seater Static	19	62	20	28	7

RECLINER SOFA	SH	SW	SD	BH	AH
2 Seater Sofa	19	40	20	28	7
3 Seater Sofa	19	62	20	28	7

Soft Furnishings

We offer a range of additional covers and soft accessories for added protection and enhanced comfort.



Head Cover



Arm Covers



Seat Cover



Head Roll



Head Pillow

Additional Features

We offer a range of additional features to enhance you seating experience. Prices are available upon request.



Reading Light



Glides



Battery Pack



Heat & Massage System



Heat Only System



USB Ports



Fabrics

We take immense pride in our extensive selection of upholstery fabrics. Our passion for discovering diverse and exquisite materials leads us to partner with top-quality suppliers, ensuring a wide variety of options. From luxurious brocades and fine leathers to durable, high-performance textiles, we cater to every need. For specialised environments, we offer health-grade, waterproof, bleach-cleanable, and anti-MRSA fabrics, ideal for home care settings.

We are confident in our ability to perfectly complement your interior design, with options to coordinate with your existing furniture. Our suppliers provide comprehensive sample books, allowing you to explore the quality and diversity of our offerings.

Simply scan the QR code below to explore and learn more about a curated selection of domestic fabric choices direct from our suppliers.



Your Castelan Warranty

Castelan is the UK's leading provider of furniture warranty and repair services, offering comprehensive coverage for your purchase. Our warranty guarantees peace of mind for five years, ensuring that if your furniture requires repair or replacement, it will be handled swiftly and professionally.

Key Benefits of Your Warranty

Peace of Mind: Enjoy five years of coverage with repair or replace policies that include a credit note reimbursement for full retail value plus an administrative fee.

Comprehensive Coverage: Includes accidental damage, structural issues, and even stains—all suddenly occurring and accidental incidents are covered under this plan.

Specialised Support: In-house repair technicians equipped with mobile workshops cover the entire UK, including Ireland and the Channel Islands. Service appointments are booked within 3-5 days, and vulnerable customers receive priority scheduling.

Easy Online Registration: Register your warranty online with full management information and support from a personal account manager.

Coverage Details

Stain Coverage: Any sudden and accidental stains are fully covered; this includes odours following stain treatment, ensuring your Recliner remains in pristine condition.

Accidental Damage Protection: Covers structural damage, breakages to components like zips and recliner actions, and damage from children or pets.

Electronics and Structural Integrity: From USB ports and integrated electronics to the basic frame and cushion interiors, every part of your chair is protected.

Claims can be made easily via phone or online within 28 days of noticing an issue. Castelan strives to reduce claim declines and complaints, ensuring that every interaction meets or exceeds your expectations.

This warranty service by Castelan not only covers all necessary repairs and potential replacements but also ensures that your product maintains its functionality and appearance, adding value and satisfaction to your purchase.

0370 320 3333
enquiries@castelanguroup.com





5 YEAR
WARRANTY

Old Griffin Field,
Windsor Street,
Pentre,
Rhondda Cynon Taff,
CF41 7JJ

Tel: 01443 431 000
Fax: 01443 440 923
Email: info@recliners.org.uk

recliners.org.uk